

Package Summary and Requirements

| Space Identifier | Near Gate | Proposed Concept | Square Footage | Term in Years |
|-------------------------|------------------|-------------------------|-----------------------|----------------------|
| A-2-054C-A01 | A19 | Personal Care | 785 | 7 |

PACKAGE SBEC/M/WBE Goals:

| Area | Goal | Proposed |
|-------------|-------------|------------------|
| SBEC | 100% | XXXXXXXXXXXXXXXX |
| M/WBE | 30% | |

For more information on SBEC/M/WBE requirements, see section 2.4 of the RFP.

PROPOSER'S ACKNOWLEDGEMENT FOR PACKAGE RTL-2 PERSONAL CARE

NAME AND TITLE OF SIGNER: _____
 (PRINT OR TYPE)

SIGNATURE: _____ **DATE:** _____

Package Summary and Requirements

| Space Identifier | Near Gate | Proposed Concept | Square Footage | Term in Years |
|-------------------------|------------------|-------------------------|-----------------------|----------------------|
| A-2-054C-A01 | A19 | Personal Care | 785 | 7 |

| Percent Rent Category | Bid Range | Proposed |
|--|------------------|-----------------|
| Specialty Retail - Apparel, hats, souvenirs, batteries and all other retail merchandise not listed in other categories | 15% - 18% | |
| Allowances – Branding Fees, Display/Fixture Allowances, Performance Allowances, Promotional Allowances, Retail Display Allowances (RDAs) and Special Purchase Allowances | 11% - 14% | |
| Miscellaneous – All other Gross Receipts not listed above. | 11%-14% | |
| Minimum Annual Guarantee | \$101,367 | XXXXXXXXXX |

Concept Description:

This location must feature a variety of personal care products for all passenger demographics. Merchandise mix should include quality bath and aromatherapy products, lotions, creams, soaps, and scents. This location may also feature a small selection of beauty products, such as makeup, hair care and gifted items, and may include other specialty retail items. Any merchandise or items inside this lease space must be able to be purchased from any point of sale (POS) station within the location.

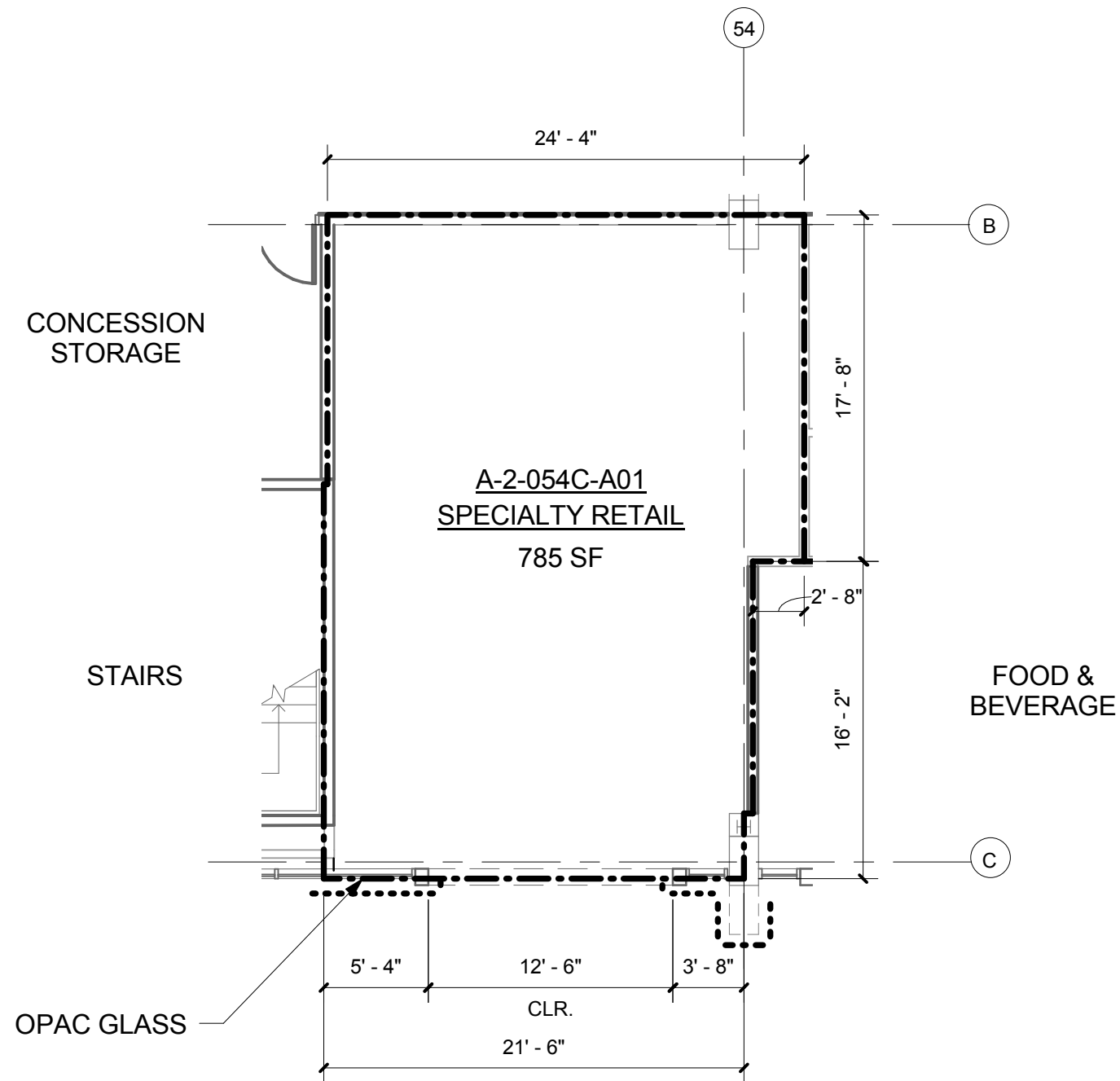
ATTACHMENT 1 - RTL-2 PERSONAL CARE

All Minimum Requirements are a **MUST**:

1. Provide a self-checkout option.
2. Have sustainable packaging.
3. This location will provide a sense of place for the cities of Dallas and Fort Worth.
4. Provide an employee discount to badged employees.
5. Cooperate fully with the implementation of the POS integration.
6. Must also provide staff with the ability to conduct sales transactions using hand-held credit-card processing devices or other form of technology to ensure speed of service. Will need to provide an area for sampling the product and a sink to wash the product off.
7. Sign-up with our mobile ordering partner to participate in the DFW Market and to provide passengers with the ability to order on the go and/or delivery.

Design Requirements:

1. The selected proposer will be responsible for the demolition of all current finishes. The storefront opening and signage shall be placed at the entrance of the space in accordance with the Tenant Design Manual (TDM). The tenant storefront materials may only exist within the stainless-steel neutral frame as depicted in the TDM as a design condition. The electrical service location may need to be relocated/consolidated to accommodate the new layout and comply with applicable codes. The electrical equipment may be reused if deemed sufficient by the Engineer of Record (EOR). Existing HVAC equipment and other infrastructure may be utilized if adequate for the proposed concept, and in good working order as certified by the EOR. Additional HVAC may be required, depending upon kitchen design. The successful proposer will be required to provide branch water, sanitary sewer, and grease waste lines to accommodate the proposed layout. The design should be unique and inviting and should have an iconic appeal. Selected proposer will be responsible for bringing utilities to the space from nearest tie-in point which may be outside of the Lease Outline Diagram (LOD).
2. The selected proposer must retain or install a door sensor and controller module. This is a proprietary system that must integrate into DFW's existing Building Automation System. More details will be provided during the design review process.
3. **Do not** provide renderings for this opportunity. A combination of photos, inspirations and mood boards of your concept and a layout will be acceptable in place of a rendering for this location.
4. Refer to the TDM, to which all aspects of the design must align.



GENERAL NOTES:

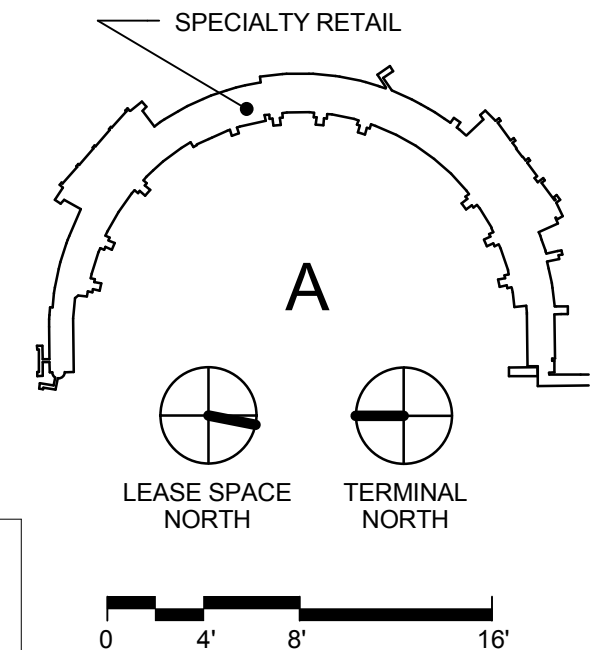
1. ALL DIMENSIONS TO BE FIELD VERIFIED WITH AS-BUILT CONDITIONS AND COORDINATED WITH ALL WALL TYPES
2. OVERHEAD MEP AND STRUCTURAL CONDITIONS VARY. TENANT TO FIELD VERIFY AND CONFIRM ALL AS-BUILT CONDITIONS.
3. REFER TO CONCESSIONS SERVICE MATRIX 7.6 FOR MEP AND STRUCTURAL CONDITIONS RELATIVE TO LEASE SPACE

LEASE OUTLINE LOCATION STANDARDS:

1. BETWEEN DEMISED CONCESSION UNITS LEASE LINE IS LOCATED ON THE CENTERLINE OF DEMISING WALLS.
2. BETWEEN CONCESSION UNITS AND HOLD LOUNGE AREAS LEASE LINE IS LOCATED ON THE HOLD LOUNGE SIDE OF THE DEMISING WALL.
3. FACING CONCOURSE CIRCULATION LEASE LINE IS LOCATED AT THE OUTSIDE FACE OF GLAZING SYSTEM.
4. FACING AIRFIELD LEASE LINE IS LOCATED AT THE OUTSIDE FACE OF GLASS.

KEY LEGEND

- LEASE AREA
- SEATING
- RESTRICTED ZONE
- GUARDRAIL



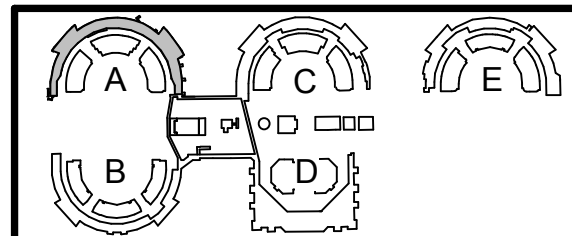
CONCOURSE CIRCULATION

DRAFT: June 13, 2012

THIS LEASE OUTLINE DRAWING IS PRELIMINARY AND INTENDED TO PROVIDE BASIC ARCHITECTURAL CHARACTERISTICS, APPROXIMATE DIMENSIONS AND OVERALL AREA OF SHELL LEASE SPACE. INFORMATION CONTAINED WITHIN IS SUBJECT TO CHANGE WITHOUT NOTICE. AS STATED IN GENERAL NOTES 1 AND 2, TENANT IS REQUIRED TO FIELD VERIFY ALL EXISTING CONDITIONS PRIOR TO COMMENCEMENT OF DESIGN WORK.

THIS WAS PRODUCED BY OR UNDER THE DIRECT SUPERVISION OF REGISTERED ARCHITECT RALPH BAUER, # 7484. THIS DOCUMENT IS INCOMPLETE AND MAY NOT BE USED FOR REGULATORY APPROVAL, PERMIT OR CONSTRUCTION.

| | | DATE OF ISSUE: | |
|-----|------|----------------|----|
| NO. | DATE | REVISION | BY |
| | | | |
| | | | |
| | | | |
| | | | |



DFW
DALLAS/FORT WORTH INTERNATIONAL AIRPORT

JACOBS
GSO ARCHITECTS

C O R G A N

TYPE OF USE:
TERMINAL LOCATION:
REFERENCE NUMBER:
DESIGN CONDITIONS:
CONTRACT NUMBER:

SHEET NUMBER
1
OF 1 SHEETS
DFW